

Flanged Opal GEM™ Trap (DN 1")



GEM Steam Trap Technical Datasheet

ECU | Rev 2 | Jun 2021

The GEM Trap

The GEM Trap is a low maintenance steam trap with no moving parts; it will not wear and its performance is guaranteed* on saturated steam for 10 years. The unique orifice and multistaged throat technology utilizes the expansion of the flash steam created by the pressure differential across the trap to control the flow of condensate.

Operating over variable loads, the GEM Trap will suit all industrial applications. The single piece bodies are manufactured from wear and corrosion resistant grades of stainless steel.

The GEM Trap is the most energy efficient steam trap on the market and is supplied with a full sizing and commissioning service.

THE FLANGED OPAL GEM TRAP

Flanged Opal Traps contain GEM's inverted cone technology and a robust reinforced mesh strainer basket with large surface area to further protect the orifice from debris.

- ▶ Suitable for all standard PN / ASME flanged applications
- ▶ Fully maintainable in-line
- ▶ Easy access to both strainer basket and orifice chamber

Suitable Applications

- ▶ Low condensate duty applications
- ▶ Line drainage / trace heating

Rating

- ▶ Flanged Opal rating is limited by the specification of the flange selected. Trap rated as follows:

	PMA	TMA
DN25 / 1"	PN100 / Class 600	800°F (425°C)

PMA 1450 psig (100 barg) available on request – refer to markings on individual trap

Ancillary Parts

- ▶ Insulation Jacket
- ▶ Optional drainage valve


Available Spares

- ▶ Quality Metakamm® graphite-faced gasket with SS core
- ▶ Robust SS reinforced strainer basket

Sizes & Connection Types Available

	As standard
DN25 / 1"	PN16/25/40 ANSI150/300/600 Ring Type Joint (RTJ) or Raised Face (RF)

Other flange specifications can be accommodated on request.
Threaded (BSP/NPT) and Socket Weldable options also available.



Key GEM Trap Benefits

Quality, Efficiency, Reliability and Service

Permanent Energy Savings

- ▶ Typical payback < 2 years
- ▶ Inherently more efficient than mechanical steam traps

10 Year Performance Guarantee*

- ▶ No moving parts to wear or fail
- ▶ No inserts – no leak path

Reduced Maintenance

- ▶ No on-going trap surveys
- ▶ Minimal annual maintenance

Improved Process Control

- ▶ No pressurization of condensate return system
- ▶ Elimination of steam trap related waterhammer

Performs Across Industrial Variable Loads

- ▶ Each trap supplied with full sizing and commissioning service

* Reduced guarantee offered for superheated steam



An Innovative Technology Company Providing Custom Energy and Emission Reduction Solutions

technical@thermalenergy.com / www.thermalenergy.com

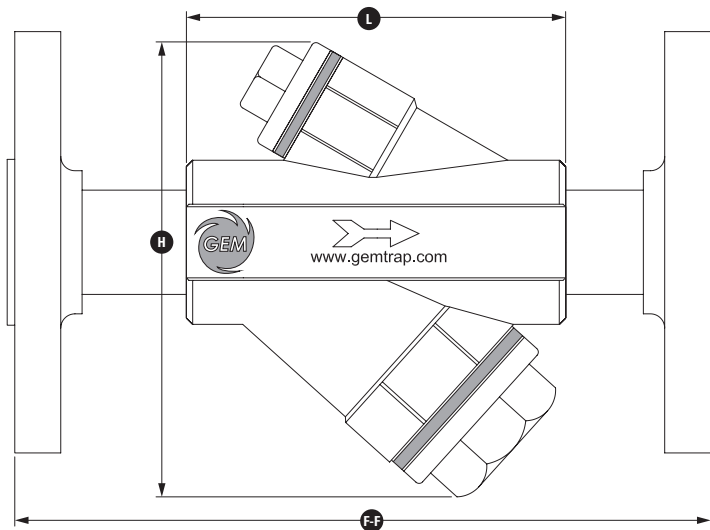
Flanged Opal GEM™ Trap (DN 1")

GEM Steam Trap Technical Datasheet



ECU | Rev 2 | Jun 2021

Product Diagram



Dimensions & Weights

OP25 (DN25 / 1")

Face to Face (F-F) ANSI150	6 19/64"
Face to Face (F-F) ANSI300/600	9 1/16"
Face to Face (F-F) PN16/25/40	6 19/64"
Face to Face (F-F) PN100	9 1/16"

Face to Face dimensions above illustrate minimum face to face available/possible in line with ISO 6554:1980 (BS EN 26554:1991).

Longer Face to Face lengths available to suit requirements.

Trap body weight is 1.65lb – total weight depends on flange specification supplied.

Materials

Part	Material
Trap Body	Cast Stainless Steel ASTM A351 CF8M / GX5CrNiMo 19-11-2 1.4408
Strainer Cap	Stainless Steel ASTM A479 316 / EN 10088-3 1.4401
Strainer Basket	Reinforced 316 Stainless Steel 60 Mesh (250 µm)
Gaskets	Metakamm® 316 Stainless Steel Core / Graphite-faced
Magnetic Filter Cap*	Stainless Steel ASTM A479 304 / EN 10088-3 1.4301 plus TEI High Temperature Magnet

* See GEM™ Trap Secondary Magnetic Filter Datasheet

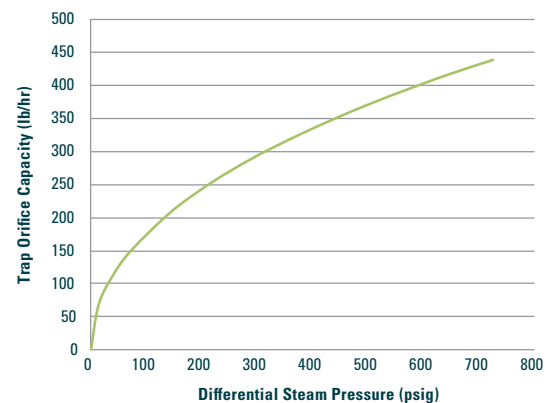
- ▶ All welding carried out to recognized industry standards such as ASME B31.3 or BS 4515, by certified welders
- ▶ Appropriate testing options depend on pipe materials and weld types
- ▶ Testing options include hydrostatic pressure testing, radiography, ultrasonic or phased array testing, Liquid Penetrant Inspection, and Magnetic Particle Inspection
- ▶ Any testing carried out at additional cost
- ▶ Full product traceability is part of our Quality Assurance procedure
- ▶ Type 3.1 material certification to EN 10204:2004
- ▶ Thermal Energy reserve the right to amend material specification

All certification/inspection requirements must be stated at time of order placement.

FOR FURTHER INFORMATION

For further information on the full GEM™ Trap range contact us at technical@thermalenergy.com or visit www.thermalenergy.com

Discharge Capacity



Maximum discharge capacity for Flanged Opal Trap at saturation temperature.*

The GEM Trap will have 2-3 times the capacity at start-up.

* Actual capacity is dependent on internal sizing configuration.



An Innovative Technology Company Providing Custom Energy and Emission Reduction Solutions

technical@thermalenergy.com / www.thermalenergy.com